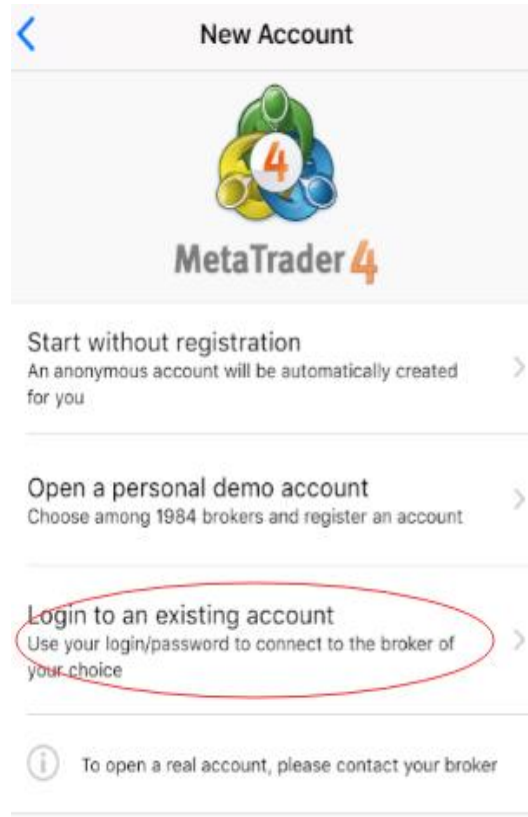
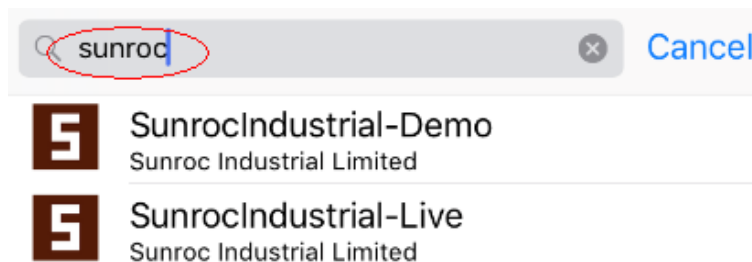


## IOS Phone Trading Process

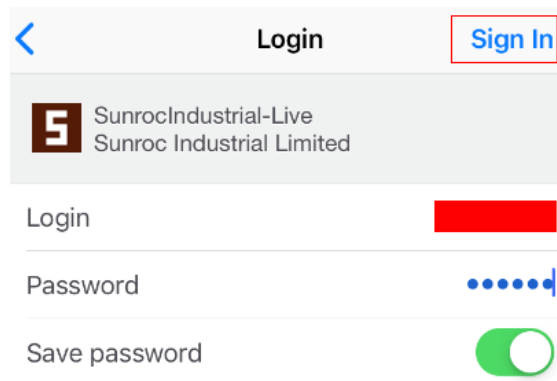
1. Open the installed MT4 mobile phone transaction terminal and click "Login to an existing account"



2. Enter "SUNROC" in the search field and click on "SUNROCIIndustrial-Live"



3. Enter your account number and password, click "Sign In".

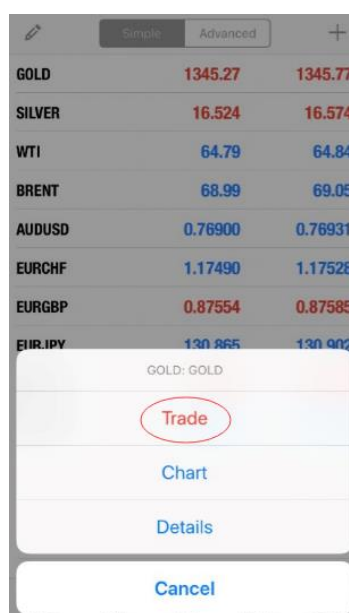


4. After successful login, you can see the gold and silver price when you jump to the market quotes page.

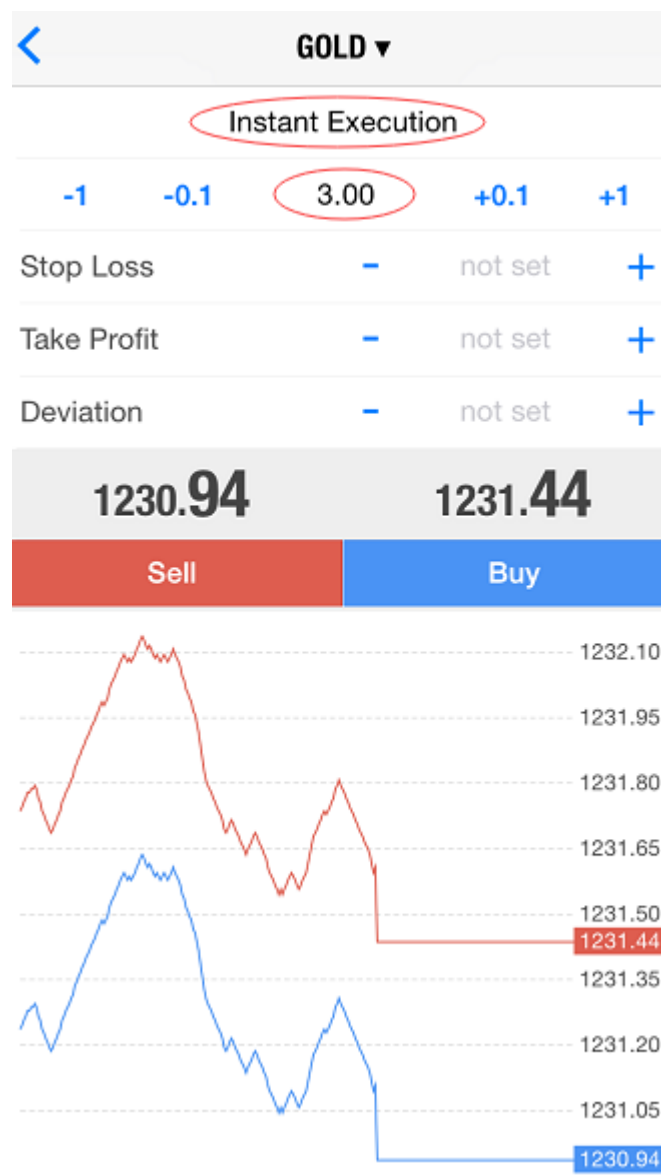
	Current Price	Previous Price
<b>GOLD</b>	<b>1231.59</b>	<b>1232.09</b>
<b>SILVER</b>	<b>14.718</b>	<b>14.768</b>

Bottom navigation bar icons: Quotes, Chart, Trade, History, Settings


5. Select the order type, long press "GOLD" will pop up a new window, select "Trade".



6. Select "Instant Execution", the number of lots can be freely input, or select the left and right to increase or decrease the number of lots, confirm the price and click "SELL" or "BUY" to place an order.



7. After the order is placed, the "Please wait" and "Successful" will pop up.



Please wait

#1297754 buy 0.10  
GOLD at 1345.66  
successful

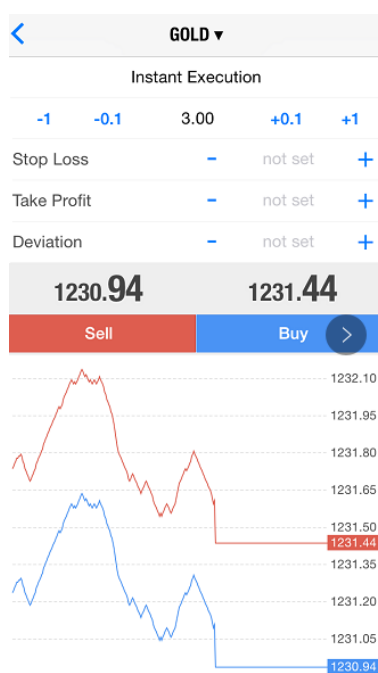
8. After the order is successfully placed, the system will automatically transfer to the trading page, you can check the price and lot size of the order.

<b>1 506.70 USD</b> <span style="float: right;">+</span>	
Balance:	9 900 830.26
Equity:	9 902 336.96
Margin:	500.00
Free margin:	9 901 836.96
Margin level (%):	1 980 467.39
<b>Positions</b>	
<b>BTCUSD, sell 0.10</b>	<b>1 530.80</b>
7954.55 → 7801.47	
<b>GOLD, buy 0.10</b>	<b>-1.00</b>
1345.75 → 1345.65	

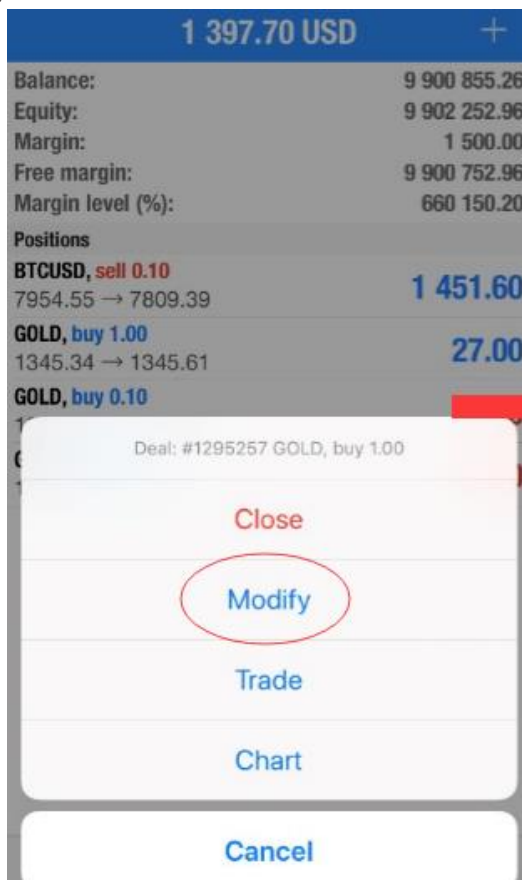
9. Trading page, click  to place an order

<b>1 506.70 USD</b> <span style="float: right;">+</span>	
Balance:	9 900 830.26
Equity:	9 902 336.96
Margin:	500.00
Free margin:	9 901 836.96
Margin level (%):	1 980 467.39
<b>Positions</b>	
<b>BTCUSD, sell 0.10</b>	<b>1 530.80</b>
7954.55 → 7801.47	
<b>GOLD, buy 0.10</b>	<b>-1.00</b>
1345.75 → 1345.65	

10. Click on gold or silver, select the variety transaction, and return to the order operation.



11. Set stop loss, take profit: long press the order in the price, a new window will pop up, click "Modify"



12. Pop up the modification window, enter the stop loss, take profit price and click "Modify"



13. After the modification, a new window "Please wait" and "Modified" will pop up, click Done.



14. The transaction page can check the price of your modified stop loss and take profit.

The screenshot shows a mobile trading app interface. At the top, it displays "1 335.40 USD" with a plus sign. Below this is a list of account metrics: Balance: 9 900 855.26, Equity: 9 902 190.66, Margin: 1 500.00, Free margin: 9 900 690.66, and Margin level (%): 660 146.04. Under the "Positions" section, there are two entries: "BTCUSD, sell 0.10" with a price of 1 385.70 and "GOLD, buy 1.00" with a price of 30.00. Below the positions, there is a timestamp "2018.03.26 09:18:03" and a table of order parameters: S/L: 1335.00 (circled in red), Swap: -6.00, T/P: 1352.01 (circled in red), Taxes: 0.00, ID: 1295257, and Charges: -50.00.

Metric	Value
Balance:	9 900 855.26
Equity:	9 902 190.66
Margin:	1 500.00
Free margin:	9 900 690.66
Margin level (%):	660 146.04

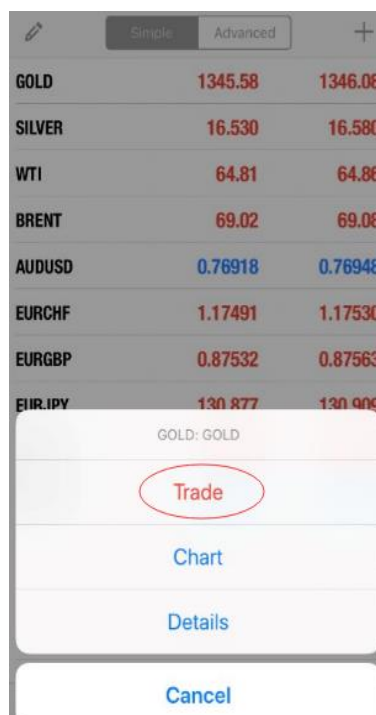
  

Position	Price
BTCUSD, sell 0.10	1 385.70
GOLD, buy 1.00	30.00

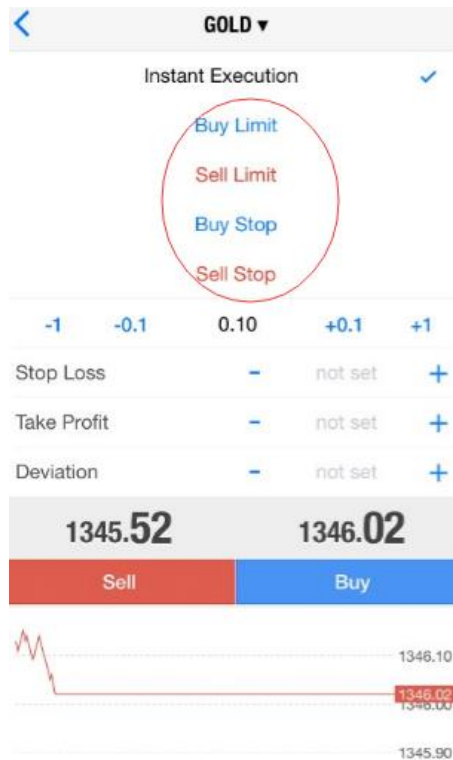
  

Parameter	Value
S/L:	1335.00
Swap:	-6.00
T/P:	1352.01
Taxes:	0.00
ID:	1295257
Charges:	-50.00

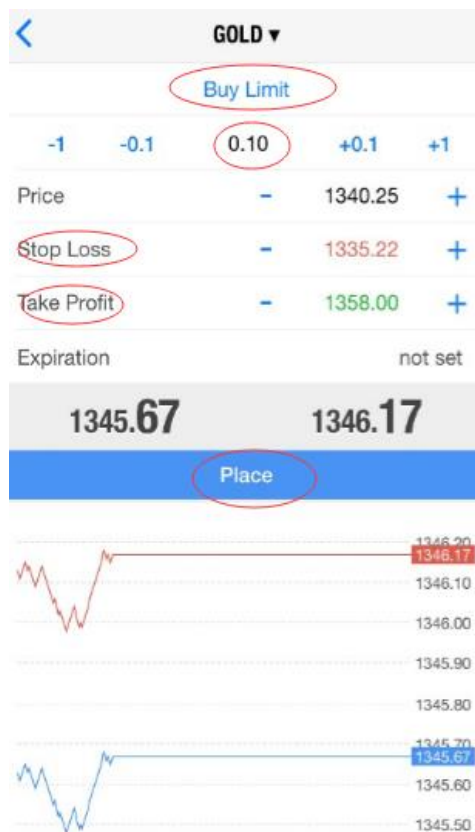
15. Pending order: Press "GOLD" on the market quotes page to pop up "Trade".



16. One of the four items "Buy Limit", "Sell Limit", "Buy Stop", and "Sell Stop" is selected for the pending order.



17. Select "Buy Limit", enter the price manually, set the stop loss, take profit, click "Place".



18. Page jump to "Please wait" and "Successful", click Done to complete.



Please wait

#1297767 buy limit 0.10  
GOLD at 1340.25  
sl: 1335.22 tp: 1358.00  
successful

19. If the pending order is successful, you can check the price of the pending order and the stop loss and take profit in the order on the trading page.

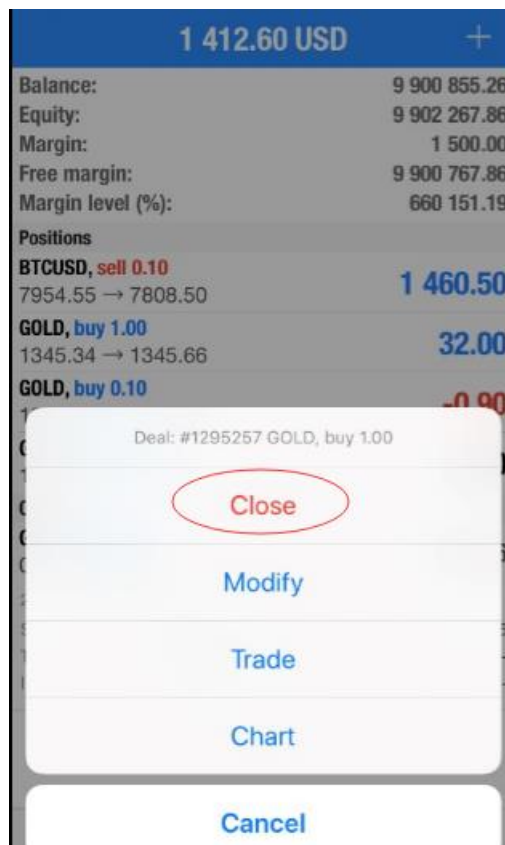
1 427.20 USD		+
Balance:		9 900 855.26
Equity:		9 902 282.46
Margin:		1 500.00
Free margin:		9 900 782.46
Margin level (%):		660 152.16
<b>Positions</b>		
<b>BTCUSD, sell 0.10</b>		<b>1 475.10</b>
7954.55 → 7807.04		
<b>GOLD, buy 1.00</b>		<b>32.00</b>
1345.34 → 1345.66		
<b>GOLD, buy 0.10</b>		<b>-0.90</b>
1345.75 → 1345.66		
<b>GOLD, buy 0.10</b>		<b>0.00</b>
1345.66 → 1345.66		
<b>Orders</b>		
<b>GOLD, buy limit</b>		<b>1346.16</b>
0.10 at 1340.25		
2018.03.28 03:55:15		
S/L:	1335.22 Price:	1346.16
T/P:	1358.00 Date:	-
ID:	1297767 Time:	-

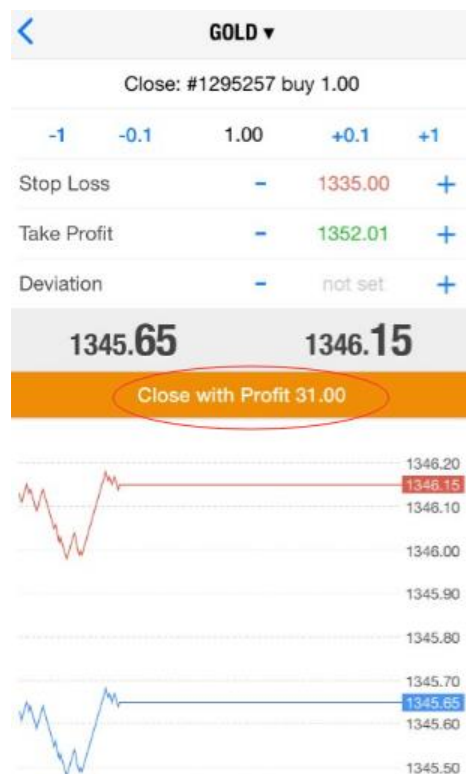
Quotes	Chart	Trade	History	Settings



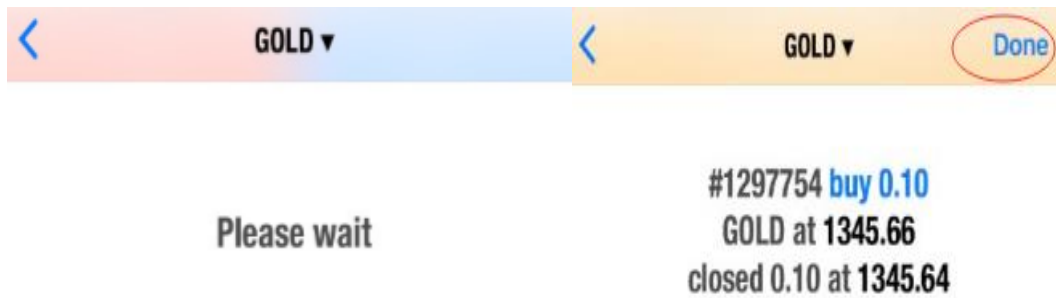
20. On the trading page, long press the order in the price, click "close".




21. Click on "Close with Profit" below to close the order in time.




22. A new window pops up, "Please wait" and "Closed", click Done, the order is closed successfully.




23. Click  for Market Quotes page, long-pressing varieties can also be used to place orders.

The image shows a mobile trading application's Market Quotes page. At the top, there is a pencil icon, a 'Simple' button (selected), an 'Advanced' button, and a '+' icon. Below this is a table of market quotes. The 'GOLD' and 'SILVER' entries are circled in red. The bottom navigation bar includes icons for Quotes, Chart, Trade, History, and Settings.

Asset	Current Price	Next Price
GOLD	1345.66	1346.16
SILVER	16.532	16.582
WTI	64.79	64.84
BRENT	68.98	69.04
AUDUSD	0.76915	0.76946
EURCHF	1.17483	1.17521
EURGBP	0.87545	0.87574
EURJPY	130.883	130.921
EURUSD	1.24135	1.24161
BTCUSD	7801.25	7803.50


24. Click  for market chart page, can view the trend of the market.



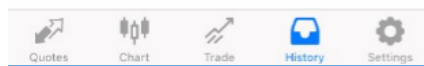
25. Click  for trading page, can check the pending order and instant order.


1 498.50 USD		+
Balance:	9 900 825.06	
Equity:	9 902 323.56	
Margin:	400.00	
Free margin:	9 901 923.56	
Margin level (%):	2 475 580.89	
<b>Positions</b>		
<b>BTCUSD, sell 0.10</b>		<b>1 518.20</b>
7954.55 → 7802.73		
<b>GOLD, buy 0.10</b>		<b>-1.70</b>
1345.75 → 1345.58		
<b>Orders</b>		
<b>GOLD, buy limit</b>		<b>1346.08</b>
0.10 at 1340.25		

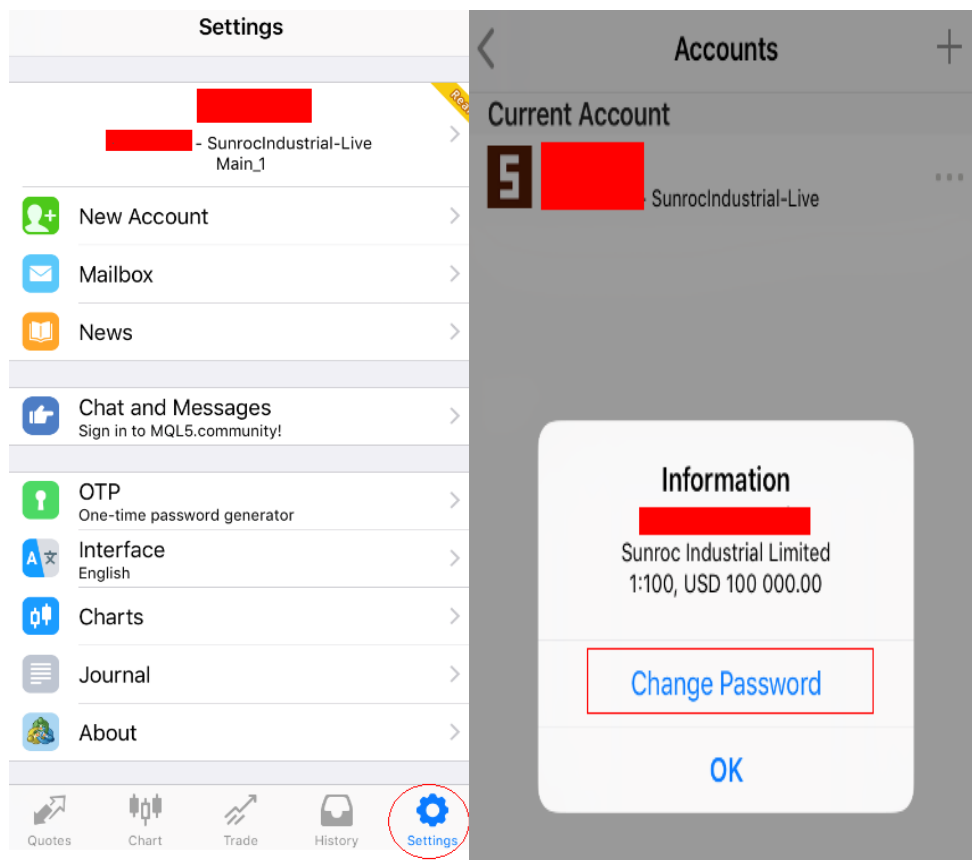


26. Click  for history page to view all closing orders.


	Day	Week	Month	Custom
<b>GOLD, buy 1.00</b>				2018.03.26 09:18:03
1345.34 → 1345.65				<b>31.00</b>
<b>GOLD, buy 0.10</b>				2018.03.28 03:43:02
1345.66 → 1345.64				<b>-0.20</b>
<b>Profit:</b>				-30.20
<b>Credit:</b>				0.00
<b>Deposit:</b>				0.00
<b>Withdrawal:</b>				0.00
<b>Balance:</b>				-30.20

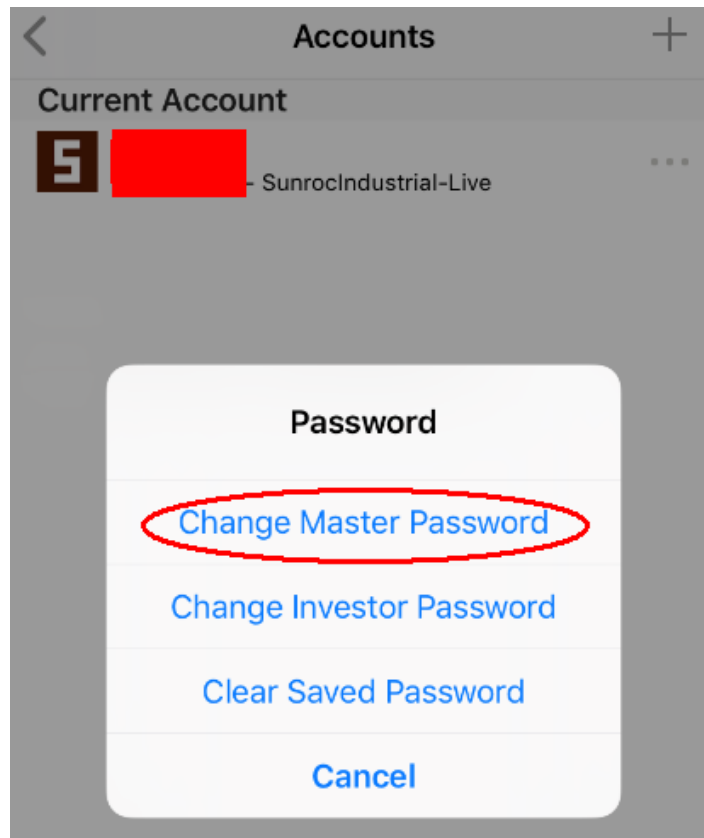


27. Reset password: Click  for the trading account.



The screenshot shows two overlapping screens from a mobile trading application. On the left is the 'Settings' screen, which lists various options such as 'New Account', 'Mailbox', 'News', 'Chat and Messages', 'OTP', 'Interface', 'Charts', 'Journal', and 'About'. The 'Settings' icon in the bottom navigation bar is circled in red. On the right is the 'Accounts' screen, which displays 'Current Account' information for 'Sunroc Industrial-Live'. A dialog box titled 'Information' is overlaid on the Accounts screen, showing the account name and balance, with a 'Change Password' button highlighted by a red rectangle and an 'OK' button below it.

28. Click  below the account, pop up "Change Password", click to modify.



29. Enter the current password and two new passwords (new passwords require lowercase letters and numbers), click OK to modify successfully.

